



SWITCHEE QUICK GUIDE



WHAT IS A SWITCHEE SMART THERMOSTAT?

Switchee is your new heating control. It's a smart thermostat that's easy to use, either from the screen on your wall or from your phone using the **free Switchee Resident app** (available in the Apple and Google Play stores).

You can:

- Turn your heating on or off
- Adjust the temperature
- Set a heating schedule that fits your routine
- View room temperature at any time



Scan here
for the Switchee
User Guide




GET IT ON
Google Play



Download on the
App Store

SETTING YOUR TEMPERATURE



The smart thermostat makes it easy to choose a temperature that feels right for you. Most people find **18°C to 21°C** comfortable.

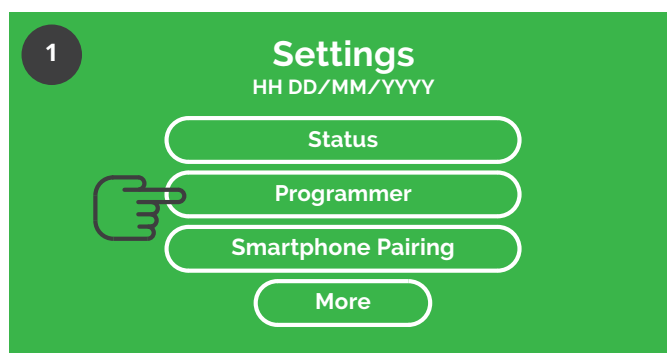
You can adjust the temperature anytime using the Switchee screen or app.

The Switchee Smart Thermostat device also lets you run your heating on a **schedule**, so your home warms up when needed and turns down when you're out or asleep. It's a simple way to stay warm while avoiding energy waste and keeping your bills down.

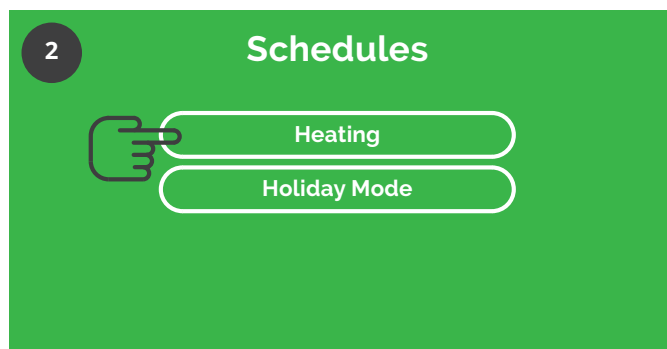


SETTING A HEATING SCHEDULE

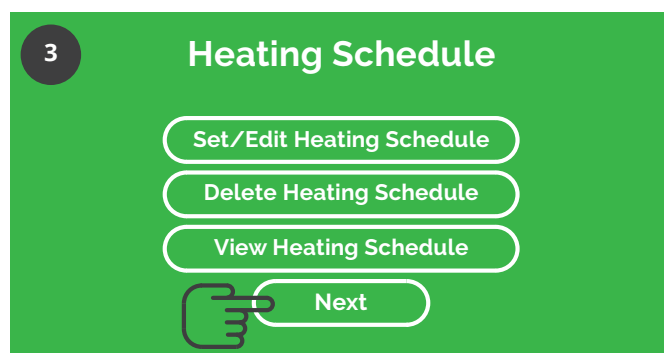
To set up a schedule on your thermostat:



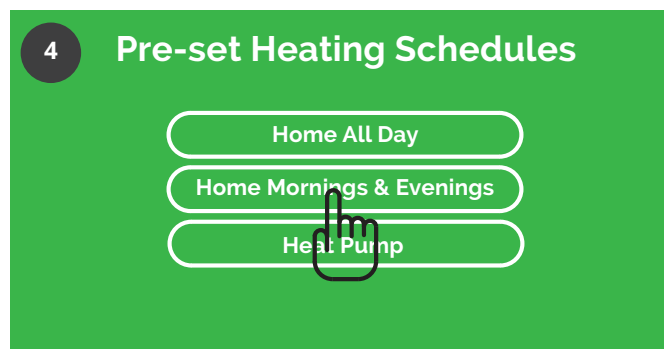
In the Settings menu select Programmer. This will take you to the Schedules menu.



There you will see two options. Press Heating. This takes you to the Heating Schedule menu.



Here you can set, edit, delete or view your own heating schedules. Press Next to see built-in schedules.



Now select a schedule that fits your day (e.g "Home Mornings & Evenings") and then click the Apply button.